


APRIL



WISDOM



JUDGEMENT

BETWEEN US

(FOR THE TEACHER)

WISDOM/JUDGEMENT

Represented by: Old Testament: Dan and Solomon
 New Testament: James the son of Zebedee
Color: Yellow
Location: Solar Plexus (pit of the stomach)
Bible: Proverbs 1-18 (consider as you read that it is God as
 Wisdom speaking. Do read at least some of this - it is
 terrific.), Proverbs 3:13-18, 4:18; Jeremiah 21:12; Matthew
 7:1; Luke 19:22; John 7:24; Romans 14:4; James 1:5.

Judgement has two basic parts. One is listening to God for Guidance, listening to our "still small voice", using our intuition by listening to the "yes" or "no" in the pit of the stomach. The other is the ability to come to conclusions through discernment. In other words, to choose what is "right" or "good" for me now. The Bible says, "judge righteous judgement." John 7:24.

The center for the faculty of wisdom is the solar plexus commonly known as "the pit of the stomach". The root word for solar is "sol" meaning "sun". The sun is yellow; the color for wisdom is yellow. In addition Solomon, which means "the sun man", metaphysically represents wisdom in the Bible. Sun - solar plexus - wisdom - light - yellow!

JAMES - THE SPIRITUAL FACULTY OF WISDOM

James, who was known as "the Just", was part of the "inner Circle" of Jesus. He is reported to have been a missionary in Spain and became the first martyr. More interesting than that is he was brother to John, who is the disciple representing LOVE. Together they are known as the "Sons of Thunder" which you will recognize as the "POW" of alignment between WISDOM/solar plexus (intellect) and LOVE/heart (feeling) when you get that "sinking feeling" in the pit of your stomach or that "just knowing" feeling.

"James the son of Zebedee is that disciple of Jesus Christ who represents the faculty of judgement in individual consciousness. In the body this faculty has

BETWEEN US . . . Continued

its central seat of activity in the lower part of the nerve center called the solar plexus. We also call this faculty justice, discrimination; it is that quality in us which carefully weighs a question and draws a conclusion. The prevailing tendency of judgement is toward caution, fearfulness, criticism, and condemnation, when it draws its conclusions from the effect side of existence. We should therefore faithfully affirm the spiritual aspect of this faculty and always seek the guidance and good judgement of spiritual light and understanding."

- - Metaphysical Bible Dictionary, p. 320

THE DIVINE IDEA:

"WISDOM (JUDGEMENT) is the power to discern real values, real and continuing interests. It indicates the ways to adapt means to ends. It produces efficient foresight by immediate correctness of observation and conclusion.

"WISDOM (JUDGEMENT) in the Mind of God is an idea of Choice.

"WISDOM (JUDGEMENT) in man is the ability to discern rightness, accuracy, balance, judgement."

--- "Powers of the Soul", Ella Pomeroy, p.132

OVERVIEW FOR WISDOM

Please review the whole section on Wisdom.

1ST SUNDAY: THE SUN page 4-4

1. Have the Gift of Wisdom prepared and placed in the "Treasure Box".
2. Make the Sun posters or mobiles (p. 4-4).
3. The Parents' Page (p. 4-18).

2ND SUNDAY: SOLOMON AND WISDOM page 4-7

1. "A Story of Solomon and Wisdom" - create a picture (p. 4-9).
2. The Wisdom Crossword Puzzle (p. 4-21).

3RD SUNDAY: SEEDS page 4-12

1. Seed planting.

4TH SUNDAY: GLASSES OF JUDGEMENT page 4-14

1. Observe what happened to the seeds planted last Sunday.
2. Make glasses to see Good Choices (p. 4-15).

5TH SUNDAY: Game and Song Day page 4-16

1. Games and Songs (Perhaps do this on Easter Sunday.)

EASTER SUNDAY (when it falls in April)

Distribute yellow Easter eggs with affirmations of wisdom and good judgement.

THE SUN

1st SUNDAY

BETWEEN US . . .

(FOR THE TEACHER)

It seems to be most fair if we can teach our children very early that although we are learning to be tolerant, we still have choices to make. We do not have to label the choice, but we want to consider the consequences of our choices. The projects for this lesson are to help the children remember to make wise choices during the week and to reinforce the color association. Be sure you go over the "materials needed" list realizing you may only require some of them.

Next week the older children will read "A Story of Solomon and Wisdom" aloud as they draw pictures to illustrate the story. You might want to review that lesson.

AHEAD OF TIME

1. Make copy/ies of the sun (p. 4-20) - this will be needed if making the mobile, but not necessarily if making the poster. Using carbon paper, trace the sun onto yellow construction paper or yellow poster board and cut out. - OR- If you have access to a copier with single sheet feed, yellow construction paper can be fed through one sheet at a time, and this will save you a lot of tracing time. It might even be worth it to take it to a place that does copying.
2. Make copies of the affirmation sheet (p. 4-19) for the posters .
3. Make copies of "A Story of Solomon and Wisdom" (pp. 4-9 through 4-11), include a few extras.
4. Make copies of the Parents' Page (p. 4-18) on yellow paper - include a few extras.
5. Gather the materials for the class.

Materials:

Copies of yellow sun
Copies of affirmation sheet
Scissors
Glue

Treasure Box containing:
Gift of Wisdom
Color Key Program Bulletin

THE SUN . . .

Yellow poster board
Exacto knife for you
Pencils
Thread

OR
Sun template
Scissors
Carbon paper
"A Story of Solomon and Wisdom"

WITH THE CHILDREN

Open the Treasure Box and draw out the Gift of Power. (See opening remarks, "The Twelve Gifts from God" as needed.) James, the son of Zebedee, is the Disciple who represents Wisdom (refer to the Color Key Program Bulletin). The color is yellow, so we will "think yellow" and remember Wisdom each time we see the color yellow. The location for Wisdom is in our solar plexus.

Often in life we have something special that we do not realize we have until someone points it out to us, like maybe a beautiful smile or a contagious laugh. These are gifts from God. A very precious gift from God that we all have is the Power of Wisdom. We are going to learn to recognize and then exercise God's gift, the Power of Wisdom. We do this by listening to God, by being our Great Me, and by doing our best to make wise choices. To make wise choices we stop and think about what we can do and what will happen when we do it. This is called choices and consequences. When we stop and listen, God will "light" our way, and we will see the consequences of our choices. How do we listen to God?

What is the very biggest light in the world? That's right, the sun! The sun will remind us in a very big way that it is God who gives us the light to see to make choices.

IDEAS FOR TAKING HOME THE EXPERIENCE

With The Younger Children:

1. Make mini-posters by pasting the sun onto the affirmation sheet.
2. Send home a copy of the Parents' Page with each child to enable the family to practice the twelve gifts from God. You may want to mail a copy to the parent of any child not present and maybe add a little note of how their child brings their own special light to the class, naming one attribute.

THE SUN . . .

With The Older Children:

1. Help the children make a mobile that can be hung by tracing the sun onto a piece of poster board and cutting it out. Make a face on both sides of the circle. Cut the circle out of the halo. Punch a hole in the top of the circle. In the halo punch a hole on the tip of a ray and one just under it on the inner circumference . Using thread, tie the two pieces of the sun together so the circle swings freely within the halo. Tie another piece of thread to the tip of the ray so the sun mobile may be hung at a window, from the ceiling, or as part of a larger mobile.
2. Pass out copies of "A Story of Solomon and Wisdom".
3. Send home a copy of the Parents' Page with each child to enable the family to practice the twelve gifts from God. You may want to mail a copy to the parent of any child not present and maybe add a little note of how their child brings their own special light to the class, naming one attribute.

SOLOMON AND WISDOM

2ND SUNDAY

BETWEEN US . . .

(FOR THE TEACHER)

Last week you sent copies of "A Story of Solomon and Wisdom" home with the older children so they could practice reading it. If there are no older children to read the story, you might invite someone else to do it. The story includes suggestions for what might be drawn to illustrate the story. Please remind the children that drawing is really just making a symbol of an object or even an idea - something that reminds us of that object or idea. Therefore, when we draw together there is no right or wrong. It is a time to have fun together, and if something doesn't turn out just as we had planned, we can change it next time. It does not matter that the pictures be "perfect", as long as they express the idea.

AHEAD OF TIME

1. Acquire a LARGE drawing pad or newsprint. Plan to mount the paper ahead of time in a place all the children will be able to see and to work on it.
2. Make copies of the Wisdom Crossword Puzzle (p. 4-21).
3. Gather materials for the class.

Materials:

Copies of "A Story of Solomon and Wisdom"
Drawing pad or newsprint Markers or crayons
Wisdom Crossword Puzzle Pencil
RSV Bible Color Key Programs for April
Metaphysical Bible Dictionary

WITH THE CHILDREN

We are going to read a story about a man who was very wise. When we are done listening to it, we will get to hear the story again. This time we will draw pictures about the story. Would you like to decide ahead of time what picture you would like to draw? Okay, then listen carefully.

SOLOMON AND WISDOM . . .

With The Older Children:

In addition to the above pass out the Wisdom Crossword Puzzle. They will need the Bible, the Metaphysical Bible Dictionary and the Color Key Program for April.

Send home copies of the Parents' Page with any children new to the class or if they did not previously get one.

WISDOM CROSSWORD PUZZLE

Answers:

DOWN

1. Discernment
3. Solar Plexus
4. Yellow
5. John
6. Thunder
8. Voice
10. Pa
14. Right

ACROSS

2. Wisely
5. Just
7. Am
9. Up
11. Solomon
12. Nap
13. Zebedee
15. Choosing
16. Truth

A STORY OF SOLOMON AND WISDOM

(I Kings 3:5-28)

[Do not read the words in brackets until the second reading, and then only if desired.]

Once upon a time, during the time of the Old Testament, which was not just long, long ago, but very, very long ago, there lived a young man named Solomon. [DRAW A PICTURE OF SOLOMON - we don't have any idea of what he looked like.] Now Solomon really lived; this isn't just a fairy tale, although it may seem like one because, you see, Solomon was a prince! One day Solomon's father, King David, died, and Solomon became the king. That sounds very exciting because kings can wear a beautiful crown, have lots of jewels, and all sorts of good things to eat, but this was so long ago that hadn't started happening yet. [DRAW A VERY PLAIN CROWN ON SOLOMON'S HEAD - remind everyone that this is a very plain crown without any jewels.]

Solomon found himself faced with a big problem; he had all the people of Israel to rule, and he really wasn't sure of what to do. [DRAW A QUESTION MARK OVER SOLOMON'S HEAD.]

One night in a dream Solomon heard God's voice saying:

"What shall I give you? Tell Me."

Solomon answered God saying that he knew God had loved his father, David, because David had listened to God's guidance, and God had always helped him. Now God had made Solomon king, but Solomon found he didn't know how to lead his people. He asked God to give him a heart with skill to listen so that he might govern His people justly and to be able to tell good from evil, because ruling was a very big job.

God was very pleased that Solomon had asked for this and said to him:

"Because you have asked for this, and not for long life for yourself, or for wealth, or for the lives of your enemies, but have asked for discernment in administering justice, I grant your request; I give you a heart so wise and so understanding that there has been none like you before your time nor will be after you. I give you furthermore those things for which you did not ask, such as wealth and honor as no king of your time can match. [DRAW ONE OR MORE JEWELS ON SOLOMON'S CROWN.] And if you conform to my ways and observe my ordinances and commandments, as your father David did, I will give you long life."¹

Solomon awoke and realized he had been dreaming. But he gave thanks and celebrated, for he knew that his dream was true. [WRITE "Thank you, Father." AND MAYBE DRAW SOME BALLOONS OR STREAMERS.]

Soon after, King Solomon had a chance to practice his new gift of wisdom, for two women came to him carrying a little baby and arguing with each other. [DRAW 2 WOMEN]. [DRAW A LITTLE TINY BABY]. The first woman said that the baby was hers, but the other woman kept arguing that it was hers.

Because the king was wise, he knew the real mother would not let her baby be hurt, so he formed a plan that would trick the imposter. King Solomon turned to one of his servants and said, "Bring my sword." [DRAW A SWORD - it can have jewels on it.]

The servant went and got the sword. King Solomon gave the order, "Cut the baby in half and give one half to one woman and the other half to the other woman."

At this the woman who was the mother of the baby cried, "Oh, sir,

let her have the baby; whatever you do, do not kill it."

The other woman said, "Let neither of us have it; cut it in two."

At that moment King Solomon knew who the real mother was and said, "Give the baby to the first woman; do not kill it. She is its mother."

When all the people of Israel heard the judgement which the king had given, they all stood in awe of him for they saw that Solomon had the wisdom of God within him. [WRITE "WOW" SEVERAL TIMES]

¹ Text from The New English Bible. This paragraph has some big words in it because it is copied straight from the Bible. If you are reading this to little children, be prepared to say what God said using words that are easy to understand.

FOR DISCUSSION:

1. How did Solomon know which mother was the baby's?
2. Do you think Solomon thought about his choices and the consequences?
3. What other choices might Solomon have had?
4. Did Solomon know listening to God is important?

SEEDS

3RD SUNDAY

BETWEEN US . . .

(FOR THE TEACHER)

Wisdom is a Power that has very quick results. We choose between wearing red or green, between having breakfast or skipping it, between buying a new car this year or next. The choice once made, instantaneously determines at that very moment the next step we will take in our lives. If we add negatives in any form, such as doubt or regret, it will cancel out our work. The signs of this happening are familiar. Time is running by and you are not getting anywhere; you feel you are going in circles; frustration sets in. The answer seems to be the same as it was for Faith, the same as it was for Love, the same as it was for Strength - Amazing! Go within, still oneself, center, and listen and head for the Light! This sounds remarkably like what a seed does.

AHEAD OF TIME

1. Make copies of the Seed Planting (p. 4-23).
2. Gather the materials for the class.

Materials:

Disposable cake pan or roaster, or a planting flat filled with appropriate sprouting medium

A few large flat surfaced rocks or similar objects (small hand sized)

Fast sprouting seed

Marking pen to write on rocks

Pencils

Markers or crayons

Seed Planting pictures

SEEDS . . .

WITH THE CHILDREN

Wisdom is like good soil. You can plant the seeds of good ideas, good affirmations, happy thoughts, and you will get a good harvest. If you should happen to think negative thoughts or feel regret, it is like placing big rocks on top of the seed bed. The good seeds will not be able to sprout straight and tall reaching toward the light. They will reach to get around the rock and come up warped and out of shape, or they will not come up at all.

We will prepare a soil bed (Wisdom) in this container (pit of the stomach/solar plexus). Next we will plant good seeds of happy thoughts and wise choices. Would someone like to make signs for the plants?

[On a small strip of paper write or draw a happy thought or affirmation, then tape it to a popcicle stick.]

Water the seed bed. In this case water represents life - God giving life to our good ideas. To find out what happens when we get an unhappy or negative thought we will write some negative thoughts on these rocks and place them on top of parts of the seed bed. Now we wait until next week to see what happens!

IDEAS FOR TAKING HOME THE EXPERIENCE

1. Pass out the Seed Planting picture.
2. The children might draw smiling faces on the seeds to represent happy thoughts. Affirmations might be written or drawn on the little markers. The happy thought seeds are being drawn forth by the light of the sun.
3. Send home copies of the Parents' Page with any children new to the class or if they did not previously get one.

GLASSES OF JUDGEMENT

4TH SUNDAY

BETWEEN US . . .

(FOR THE TEACHER)

Sometimes we require help to remember that we can "judge" what is a good choice. The glasses in this lesson are a fun way to do that. When we look through our happy thoughts it can help us see our good choices more clearly. The amount of preparation before class will depend on the abilities of the children and the time you will have.

AHEAD OF TIME

1. Make a copy of the glasses template (pp. 4-24 and 4-25). There are two sizes from which to choose. Trace the glasses onto an old cereal box or scrap of poster board and cut out. Tape and glue the bridge of the nosepiece together. This template will be used to trace the glasses onto the poster board from which the children will make their glasses.
2. Following the directions under "WITH THE CHILDREN," (p. 4-15), make a pair of glasses so the children can get an idea of the finished product.
3. Gather the materials for the class.

Materials:

Glasses template	Pencils
Scissors	Craft knife for you to cut inner circles
Yellow poster board	Cutting board
Heavy construction paper	Craft glue
Paper clips	Camera

WITH THE CHILDREN

Let's see what has happened to the seeds planted last week. What has happened? Can you spot the happy seeds? What has happened to the ones under the rocks? Let's look. When we make choices they can end up like the seeds, looking straight and tall, or never getting to grow, according to how we choose.

GLASSES OF JUDGEMENT . . .

Sometimes we require help to remember that we can "judge" what is a good choice. When we look through our happy thoughts it can help us see our good choices more clearly. Think of something that you can draw that makes you feel happy - maybe a bicycle, a horse, a butterfly, flowers, a kite, a baseball, a rainbow? Hold that thought in mind while we do the following:

IDEAS FOR TAKING HOME THE EXPERIENCE

1. Using the template, trace the outline of the glasses onto the poster board.
2. Cut out the glasses, getting help as needed. Crease the glasses so they bend between the earpiece and the eyepiece.
3. Draw the picture of your good thought onto some construction paper making sure the picture is at least 3" x 6". Cut it out. [The youngest children might be given a rectangle or free form of heavy construction paper about 3" x 6" on which to color happy feelings. Skip to #5.]
4. Decorate your picture with more construction paper cut outs or with marking pens.
5. On the back of the picture trace the outline of the eye holes and the place for your nose. Cut out.
6. With the picture facing out, glue it to the front of the glasses. Use a paper clip to hold the glasses in place until the glue is dry.
7. Put on your glasses! Take pictures!
8. Send home copies of the Parents' Page with any children new to the class or if they did not previously get one.

GAMES AND SONGS

5TH SUNDAY

This is a day to celebrate the Power of Wisdom. Ahead of time, brainstorm with the children how they might like to celebrate. One idea is to have a party and decorate with yellow and sunlight. The following are some other ideas: stories could be re-told, the flannel board used, puppets brought out. . .

SONGS:

"Look Within"

Come Share My Joy, Side 2 No. 9

"Sunshine Box"

Come Share My Joy, Side 2 No. 16

"This Little Light of Mine"

Sing A Joyful Song, pg. 50

"There Is Sunshine in My Soul Today"

Wings of Song, pg. 21

GAMES:

Any game involving making choices of some sort or "judge not by appearances" would be appropriate.

Some ideas:

"12 Powers Song/Circle". See page 2-21.

What's in the Bag?

Fill one or more grocery bags with five objects each, varying the difficulty according to the children's age. Hold the bag so the child cannot see into it while reaching into it to feel the contents. Judging by the feel let each child have a chance to guess what is in the bag.

Cottonballs and Spoon

Equipment: A sheet of newspaper, a handful of cottonballs, a large cooking spoon, a blindfold, and a pie tin.

Spread the newspaper on the floor. Place the pie tin on one side of it. Spread the cottonballs out over the rest of the newspaper. Blindfold a child who is kneeling in front of the newspaper and place the spoon in his/her hand. The object is to see how many cottonballs can be picked up with the spoon and placed in the pie tin without using any hands. This is sure to bring on gales of laughter!

Good Eye!

Equipment: A tray and a variety of objects.

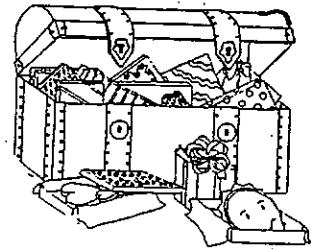
One person chooses five things to put on a table or a tray. Another person looks at them for thirty seconds, then turns around and tries to say what was on the table.

Sharp Nose!

Equipment: A blindfold, things that have a strong smell - soap, peanut butter, an orange, dog food, a flower.

One person is blindfolded. The others choose one kind of food and put it right under the blindfolded player's nose, and the person guesses what it is.

THE TWELVE
GIFTS
FROM
GOD



Dear Parent:

The children are learning to practice the Power of Wisdom which is also known as the Power of Judgement.

For your quick reference here is some information about Wisdom:

Wisdom is represented in the Old Testament by: Dan and Solomon
Wisdom is represented in the New Testament by: James, the son of Zebedee
Color: Yellow
Location: Solar Plexus (pit of the stomach)
Bible: Proverbs 3:13-18; Jeremiah 21:12; Matthew 7:1; Luke 19:22; John 7:24; Romans 14:4; James 1:5.


Things to do:

1. It is through making choices that we exercise the Power of Wisdom. Give your child opportunities to make choices, remembering that the choices that don't turn out well are just as important as the ones that do. When a choice is not what you had hoped it would be, discuss the other possibilities with your child, giving him/her a chance to decide what s/he would do the next time such a choice could be made. Possible areas for choosing: a choice between two different outfits to wear that day; choosing something for a menu to nourish the body; using two blocks of time, let your child choose in which block to do homework and in which to have "play" time - try switching them.
2. Practice listening to the "Still Small Voice Within". Go outdoors to a park, a seashore, a mountain and sit and listen to all the sounds they can observe, then listen within. Follow up with a picnic.
3. Take time and practice listening to your child. If you hear with your ears, you will hear your child's words. If you listen with your heart you will hear what s/he is really saying.
4. Suggested books: I Like To Be Me by Bel Geddes; Berenstein Bears And Too Much Junk Food by Berenstein; Twelve Disciples by Blyton; What Is God by Boritzer; Oh Beans! by Weiss. Check your library or local bookstore for these books.

"Happy are those who find wisdom,
and those who get understanding."
Proverbs 3:13

I make good choices,

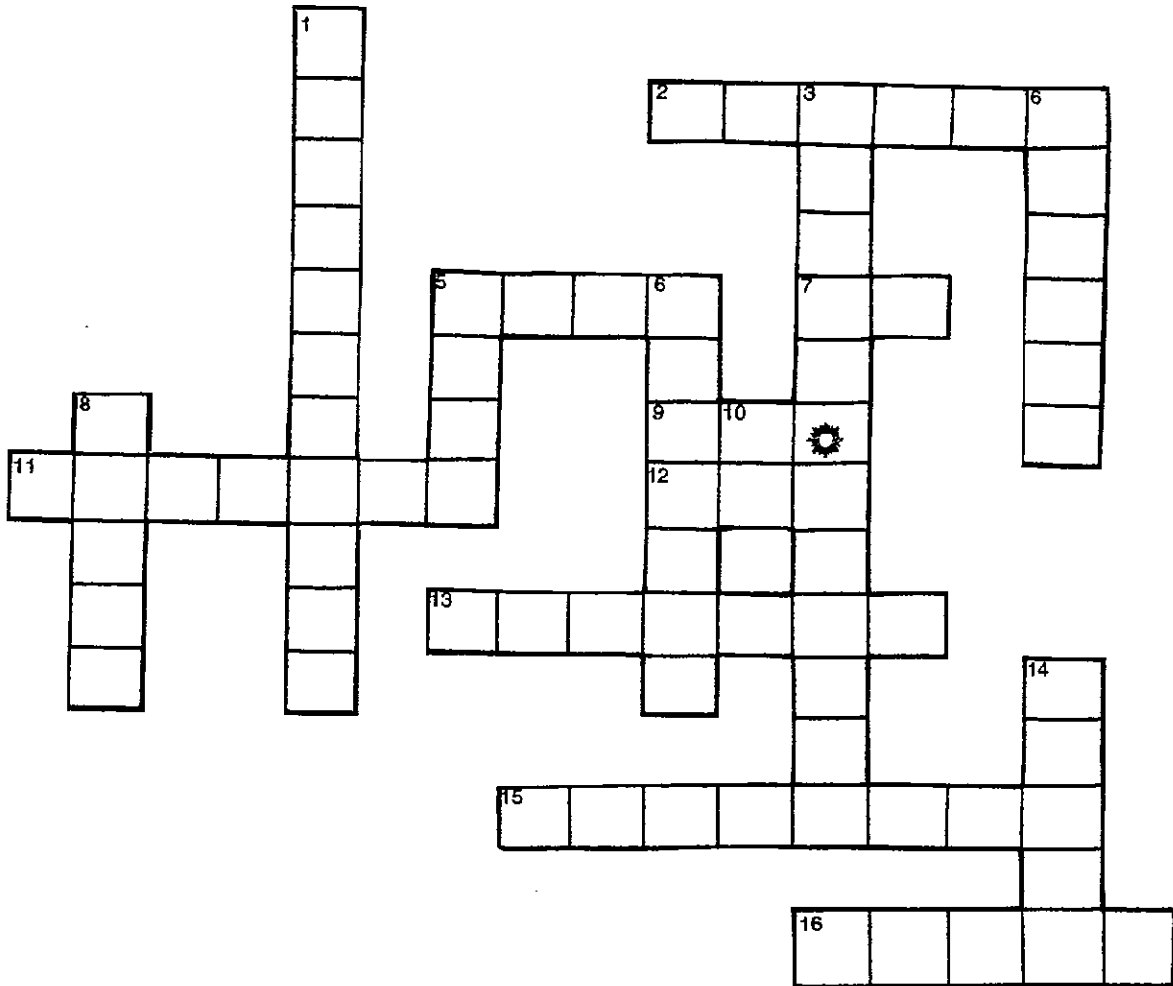
because God lights my way!




WISDOM CROSSWORD

DOWN:

1. _____, a big word for the ability to tell good from evil. [In "A Story of Solomon and Wisdom"]



3. In the body the faculty of judgement or wisdom has its center in the _____  _____. [Metaphysical Bible Dictionary]

4. The color symbolizing judgement is _____. [Color Key Program - April]


5. The name of James' brother is _____. [Matthew 4:21 - remember Love?]

6. James and his brother are called the Sons of _____ because when they work together the feeling is explosive. [Metaphysical Bible Dictionary]

- 8. I listen to the "Still small _____" within me.
- 10. Another name for dad, ____.
- 14. One can "judge with _____ judgement". [John 7:24]

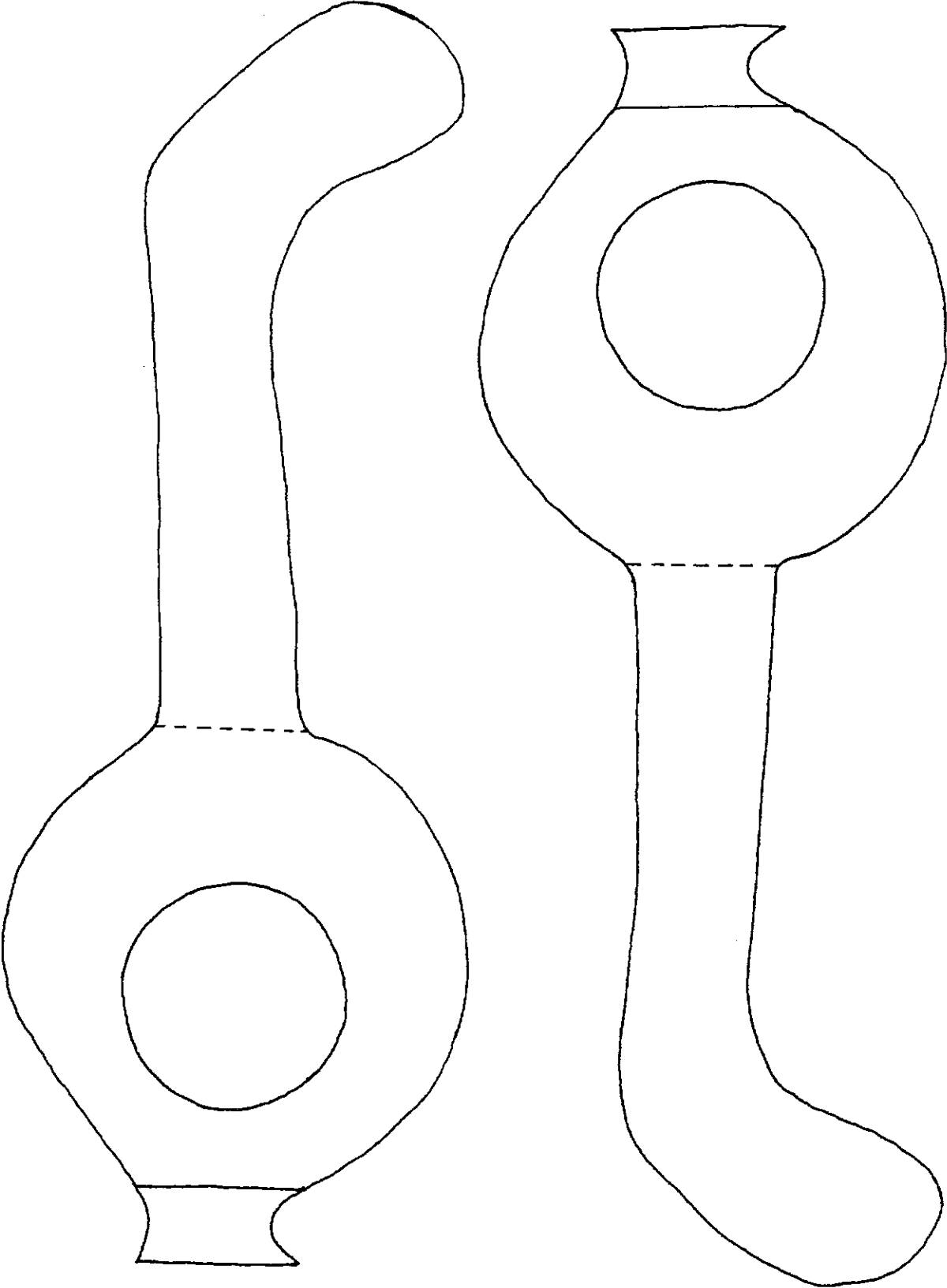
ACROSS:

- 2. I slow down and think _____. [Color Key Program - April]
- 5. James was called "The _____". [Can you figure this one out without help?]
- 7. Part of God's holy name, "I ____".
- 9. How I feel when everything seems to be going "right".
- 11. _____ is the Old Testament king who asked God for the ability to judge wisely. [I Kings 3:9-14]
- 12. Something a baby takes frequently is a _____.
- 13. James and his brothers are the sons of a man named _____. [Matthew 4:21]
- 15. I am good at _____ well.
- 16. One can turn (tune in) to the Spirit of _____ for guidance. [John 16:13]



GLASSES OF JUDGEMENT

(LARGE)



GLASSES OF JUDGEMENT
(SMALL)

